

Harvest the Sunshine

JA SOLAR

420W



JAM54S31 MR Black Module p-type Monofacial Modules

Premium Cells

**p-
Percium+**
11BB

MBB Half-Cell
Technology

24%



Cell Conversion
Efficiency

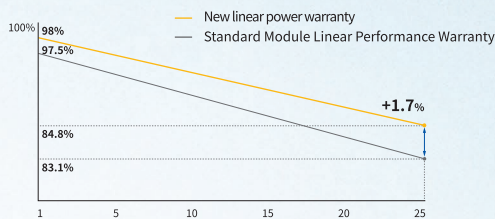
Premium Modules

W Higher
output power

☐ Less shading and
lower resistive loss

\$ Lower
LCOE

☐* Better mechanical
loading tolerance



12 12-year product
warranty

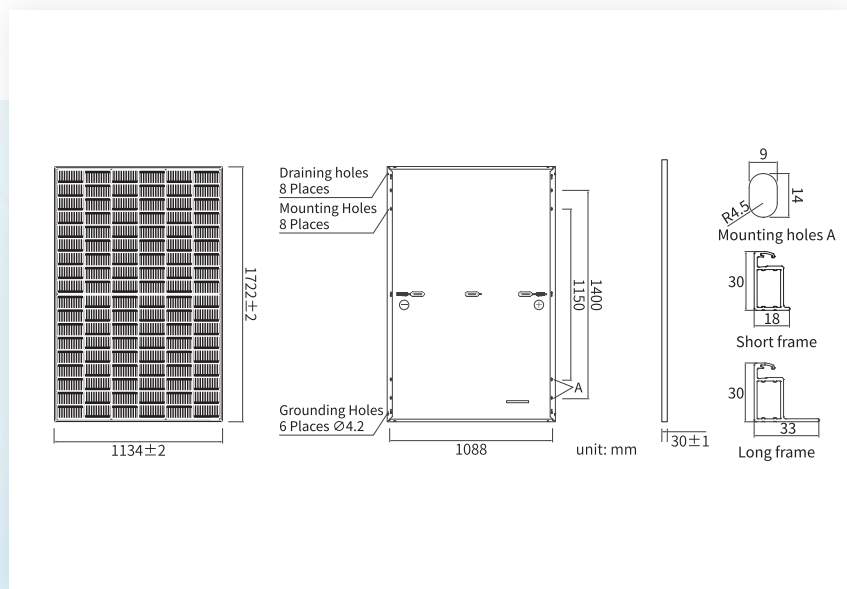
25 25-year linear power
output warranty

Comprehensive Certificates

- IEC 61215, IEC 61730, UL 61215, UL 61730
- ISO 9001: 2015 Quality management systems
- ISO 14001: 2015 Environmental management systems
- ISO 45001: 2018 Occupational health and safety management systems
- IEC 62941: 2019 Terrestrial photovoltaic (PV) modules - Quality system for PV module manufacturing



DEEP BLUE 3.0 Light



MECHANICAL PARAMETERS

Cell	Mono
Weight	19.5kg
Dimensions	1722±2mm × 1134±2mm × 30±1mm
Cable Cross Section Size	4mm ² (IEC), 12 AWG(UL)
No. of cells	108(6x18)
Junction Box	IP68, 3 diodes
Connector	QC4.10-351/ MC4-EVO2A
Cable Length (Including Connector)	Portrait: 300mm(+)/400mm(-) Landscape: 1100mm(+)/1100mm(-)
Front Glass	2.8mm
Packaging Configuration	36pcs/Pallet, 936pcs/40ft Container

Remark: customized frame color and cable length available upon request

ELECTRICAL PARAMETERS AT STC

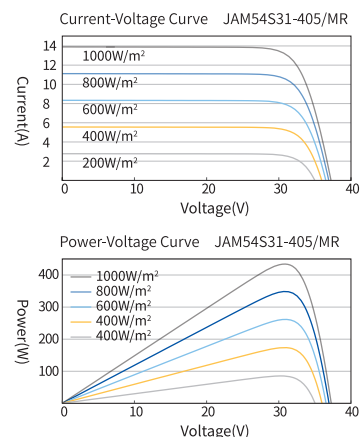
TYPE	JAM54S31 395/MR	JAM54S31 400/MR	JAM54S31 405/MR	JAM54S31 410/MR	JAM54S31 415/MR	JAM54S31 420/MR
Rated Maximum Power(Pmax) [W]	395	400	405	410	415	420
Open Circuit Voltage (Voc) [V]	36.98	37.07	37.23	37.32	37.45	37.58
Maximum Power Voltage(Vmp) [V]	30.84	31.01	31.21	31.45	31.61	31.80
Short Circuit Current(Isc) [A]	13.70	13.79	13.87	13.95	14.02	14.10
Maximum Power Current(Imp) [A]	12.81	12.90	12.98	13.04	13.13	13.21
Module Efficiency [%]	20.2	20.5	20.7	21.0	21.3	21.5
Power Tolerance	0~+3%					
Temperature Coefficient of Isc(α _{Isc})	+0.045%/°C					
Temperature Coefficient of Voc(β _{Voc})	-0.275%/°C					
Temperature Coefficient of Pmax(γ _{Pmp})	-0.350%/°C					
STC	Irradiance 1000W/m ² , cell temperature 25°C, AM1.5G					

Remark: Electrical data in this catalog do not refer to a single module and they are not part of the offer. They only serve for comparison among different module types.

ELECTRICAL PARAMETERS AT NOCT

TYPE	JAM54S31 395/MR	JAM54S31 400/MR	JAM54S31 405/MR	JAM54S31 410/MR	JAM54S31 415/MR	JAM54S31 420/MR
Rated Max Power(Pmax) [W]	298	302	306	310	314	318
Open Circuit Voltage(Voc) [V]	34.75	34.88	35.12	35.23	35.37	35.50
Max Power Voltage(Vmp) [V]	29.08	29.26	29.47	29.72	29.89	30.09
Short Circuit Current(Isc) [A]	10.96	11.03	11.10	11.16	11.22	11.29
Max Power Current(Imp) [A]	10.25	10.32	10.38	10.43	10.50	10.57
NOCT	Irradiance 800W/m ² , ambient temperature 20°C, wind speed 1m/s, AM1.5G					

CHARACTERISTICS



OPERATING CONDITIONS

Maximum System Voltage	1000V/1500V DC
Operating Temperature	-40°C~+85°C
Maximum Series Fuse Rating	25A
Maximum Static Load, Front	5400Pa(112lb /ft ²)
Maximum Static Load, Back	2400Pa(50lb /ft ²)
NOCT	45±2°C
Safety Class	Class II
Fire Performance	UL Type 1/Class C