

545W MBB

MB
Series

Higher output power



Lower temperature coefficient



More reliable, more stable power generation



Less shading effect



12-year product warranty



30-year linear power output warranty

Half-cell Module JAM72D30 MB/1500V 525-550

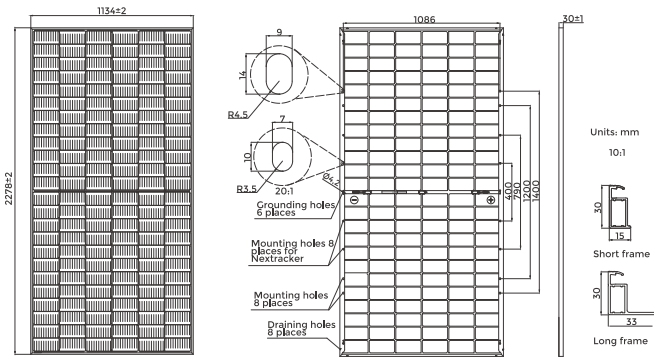
Comprehensive Certificates

- IEC 61215, IEC 61730
- ISO 9001: 2015 Quality management systems
- ISO 14001: 2015 Environmental management systems
- ISO 45001: 2018 Occupational health and safety management systems





525-550
JAM72D30



Remark: customized frame color and cable length available upon request

Cell	Mono
Weight	31.8kg
Dimensions	2278±2mm×1134±2mm×30±1mm
Cable Cross Section Size	4mm ² (IEC) , 12 AWG(UL)
No. of cells	144(6x24)
Junction Box	IP68, 3 diodes
Connector	Stäubli MC4-EVO2A/MC4-EVO2 QC Solar QC 4.10-351/QC 4.10-35
Cable Length (Including Connector)	Portrait: 300mm(+)/400mm(-); 800mm(+)/800mm(-)(Leapfrog) Landscape: 1300mm(+)/1300mm(-)
Front Glass/Back Glass	2.0mm/2.0mm
Country of Manufacturer	China/Vietnam

ELECTRICAL PARAMETERS AT STC

TYPE	JAM72D30-525/MB/1500V	JAM72D30-530/MB/1500V	JAM72D30-535/MB/1500V	JAM72D30-540/MB/1500V	JAM72D30-545/MB/1500V	JAM72D30-550/MB/1500V
Rated Maximum Power(Pmax) [W]	525	530	535	540	545	550
Open Circuit Voltage(Voc) [V]	49.15	49.30	49.45	49.60	49.75	49.90
Maximum Power Voltage(Vmp) [V]	41.15	41.31	41.47	41.64	41.80	41.96
Short Circuit Current(Isc) [A]	13.65	13.72	13.79	13.86	13.93	14.00
Maximum Power Current(Imp) [A]	12.76	12.83	12.90	12.97	13.04	13.11
Module Efficiency [%]	20.3	20.5	20.7	20.9	21.1	21.3
Power Tolerance	0~+5W					
Temperature Coefficient of Isc(α _{Isc})	+0.045%/C					
Temperature Coefficient of Voc(β _{Voc})	-0.275%/C					
Temperature Coefficient of Pmax(γ _{Pmp})	-0.350%/C					
STC	Irradiance 1000W/m ² , cell temperature 25 C, AM1.5G					

Remark: Electrical data in this catalog do not refer to a single module and they are not part of the offer. They only serve for comparison among different module types.
 Measurement tolerance at STC: Pmax ±3%, Voc ±3% and Isc ±4%.

ELECTRICAL CHARACTERISTICS WITH 10% SOLAR IRRADIATION RATIO

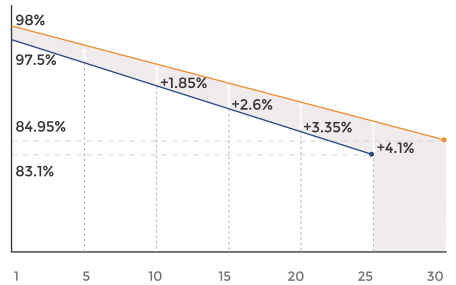
TYPE	JAM72D30-525/MB/1500V	JAM72D30-530/MB/1500V	JAM72D30-535/MB/1500V	JAM72D30-540/MB/1500V	JAM72D30-545/MB/1500V	JAM72D30-550/MB/1500V
Rated Max Power(Pmax) [W]	562	567	572	578	583	589
Open Circuit Voltage(Voc) [V]	49.54	49.67	49.80	49.93	50.03	50.21
Max Power Voltage(Vmp) [V]	41.14	41.31	41.47	41.65	41.78	41.95
Short Circuit Current(Isc) [A]	14.61	14.68	14.76	14.83	14.91	14.98
Max Power Current(Imp) [A]	13.65	13.73	13.80	13.88	13.95	14.03
NOCT	10%					

*For NextTracker installations, maximum static load please take compatibility approve letter between JA Solar and NextTracker for reference.
 **Bifaciality=Pmax,rear/Rated Pmax,front

CHARACTERISTICS

SUPERIOR WARRANTY

0.45% Annual Degradation Over 30 years

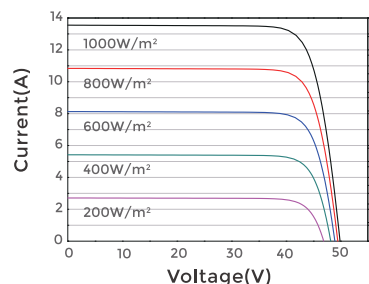


- Bifacial double glass module linear power warranty
- Standard module linear power warranty

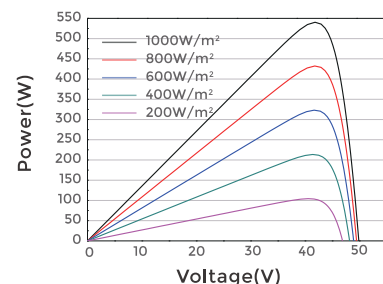
OPERATING CONDITIONS

Maximum System Voltage	1500V DC
Operating Temperature	-40°C~+85°C
Maximum Series Fuse Rating	30A
Maximum Static Load,Front*	3600Pa, 1.5
Maximum Static Load,Back*	1600Pa, 1.5
NOCT	45±2°C
Bifaciality**	70%±10%
Fire Safety Class	Class C

Current-Voltage Curve **JAM72D30-540/MB/1500V**



Power-Voltage Curve **JAM72D30-540/MB/1500V**



Current-Voltage Curve **JAM72D30-540/MB/1500V**

