


Mono

350W MBB Bifacial Mono PERC Half-cell Double Glass Module

JAM60D10 325-350/MB/1500V Series

Introduction

Assembled with MBB bifacial PERCIUM cells and half-cell configuration, these double glass modules have the capability of converting the incident light from the rear side together with the front side into electricity, providing higher output power, lower temperature coefficient, less shading loss, as well as enhanced tolerance for mechanical loading.



Higher output power



More reliable, more stable power generation



Less shading effect

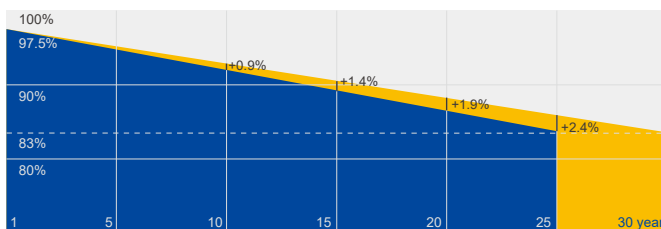


Lower temperature coefficient

Superior Warranty

- 12-year product warranty
- 30-year linear power output warranty

0.5% Annual Degradation
Over 30 years



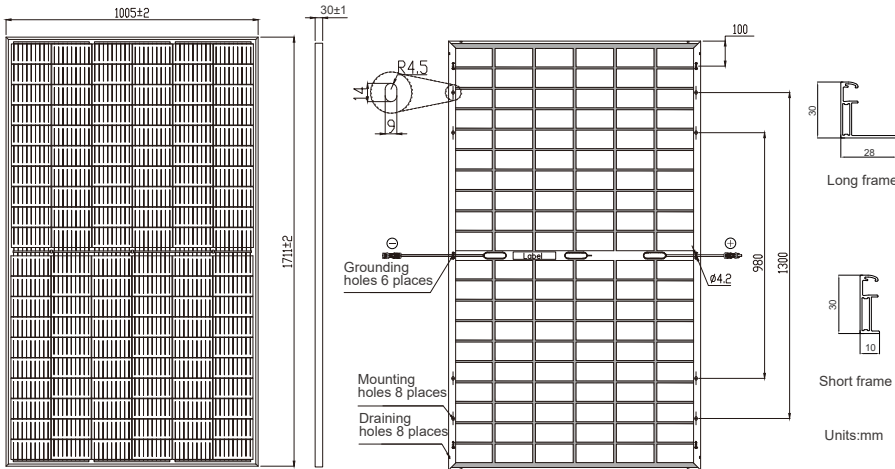
■ Additional Value From 30-Year Warranty ■ JA Standard

Comprehensive Certificates

- IEC 61215, IEC 61730
- ISO 9001: 2015 Quality management systems
- ISO 14001: 2015 Environmental management systems
- ISO 45001: 2018 Occupational health and safety management systems



MECHANICAL DIAGRAMS



SPECIFICATIONS

Cell	Mono
Weight	22.0kg±3%
Dimensions	1711±2mm×1005±2mm×30±1mm
Cable Cross Section Size	4mm ²
No. of cells	120(6×20)
Connector	Genuine MC4-EVO2 QC4.10-35/45
Country of Manufacturer	China/Vietnam
Cable Length (Including Connector)	Portrait:300mm(+)/400mm(-); Landscape:1000mm(+)/1000mm(-)
Front Glass/Back Glass	2.0mm/2.0mm

Remark: customized frame color and cable length available upon request

ELECTRICAL PARAMETERS AT STC

TYPE	JAM60D10 -325/MB/1500V	JAM60D10 -330/MB/1500V	JAM60D10 -335/MB/1500V	JAM60D10 -340/MB/1500V	JAM60D10 -345/MB/1500V	JAM60D10 -350/MB/1500V
Rated Maximum Power(Pmax) [W]	325	330	335	340	345	350
Open Circuit Voltage(Voc) [V]	40.83	41.10	41.38	41.65	41.92	42.20
Maximum Power Voltage(Vmp) [V]	34.54	34.82	35.08	35.35	35.57	35.79
Short Circuit Current(Isc) [A]	10.03	10.10	10.10	10.25	10.33	10.40
Maximum Power Current(Imp) [A]	9.41	9.48	9.55	9.62	9.70	9.78
Module Efficiency [%]	18.9	19.2	19.5	19.8	20.1	20.4
Power Tolerance	0~+5W					
Temperature Coefficient of Isc(α _{Isc})	+0.044%/°C					
Temperature Coefficient of Voc(β _{Voc})	-0.272%/°C					
Temperature Coefficient of Pmax(γ _{Pmp})	-0.354%/°C					
STC	Irradiance 1000W/m ² , cell temperature 25°C, AM1.5G					

Remark: Electrical data in this catalog do not refer to a single module and they are not part of the offer. They only serve for comparison among different module types.
Measurement tolerance at STC: Pmax ±3%, Voc ±2% and Isc ±4%
*Bifaciality=Pmax, rear/Rated Pmax, front

ELECTRICAL CHARACTERISTICS WITH DIFFERENT REAR SIDE POWER GAIN(REFERENCE TO 325W FRONT)

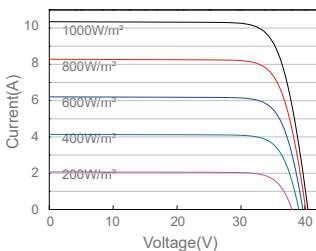
	5%	10%	15%	20%	25%
Backside Power Gain	5%	10%	15%	20%	25%
Rated Max Power(Pmax) [W]	341	358	374	390	406
Open Circuit Voltage(Voc) [V]	40.85	40.85	40.85	40.95	40.95
Max Power Voltage(Vmp) [V]	34.55	34.55	34.55	34.65	34.65
Short Circuit Current(Isc) [A]	10.53	11.03	11.53	12.04	12.54
Max Power Current(Imp) [A]	9.88	10.35	10.82	11.26	11.72

OPERATING CONDITIONS

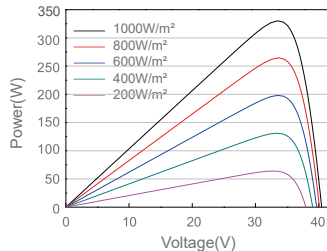
Maximum System Voltage	1500V DC(IEC)
Operating Temperature	-40°C~+85°C
Maximum Series Fuse	20A
Maximum Static Load, Front Maximum Static Load, Back	3600Pa, 1.5 1600Pa, 1.5
NOCT	45±2°C
Bifaciality*	70%±10%

CHARACTERISTICS

Current-Voltage Curve JAM60D10-330/MB/1500V



Power-Voltage Curve JAM60D10-330/MB/1500V



Current-Voltage Curve JAM60D10-330/MB/1500V

