


Mono

350W Half-cell Single-glass MBB Bifacial PERC Module

JAM60S10 330-350/MB/1500V Series

Introduction

Assembled with MBB bifacial PERC half-cells and transparent backsheets, these single-glass modules have the capability of converting the incident light from the rear side together with the front side into electricity, providing higher output power, lower temperature coefficient, less shading loss, and having the advantages of lighter weight and easier installation.



Higher output power



Single glass structure



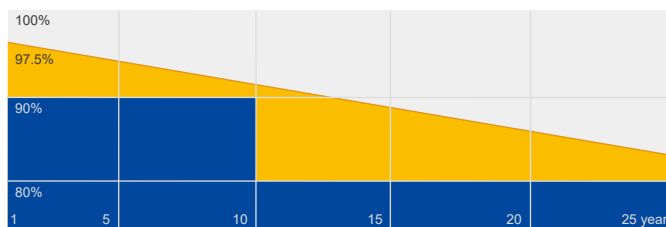
Less shading effect



Lower temperature coefficient

Superior Warranty

- 12-year product warranty
- 25-year linear power output warranty



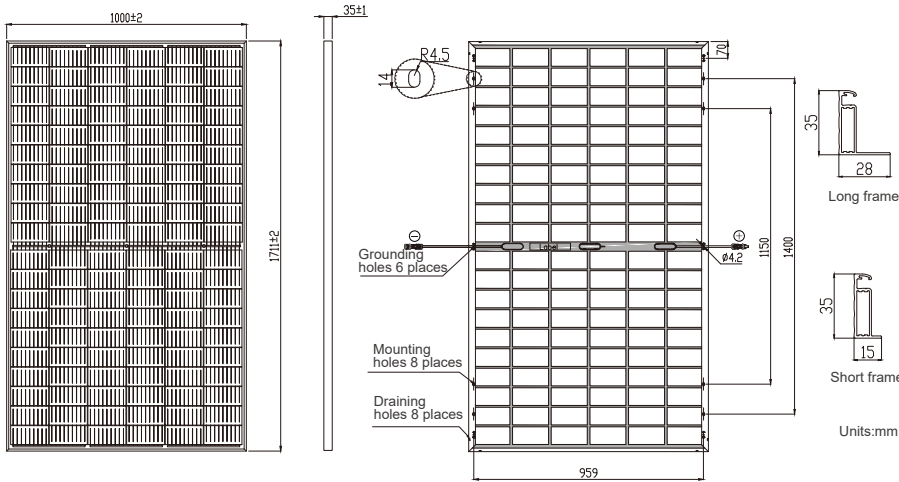
■ JA Linear Power Warranty ■ Industry Warranty

Comprehensive Certificates

- IEC 61215, IEC 61730
- ISO 9001: 2015 Quality management systems
- ISO 14001: 2015 Environmental management systems
- OHSAS 18001: 2007 Occupational health and safety management systems



MECHANICAL DIAGRAMS



SPECIFICATIONS

Cell	Mono
Weight	18.5kg±3%
Dimensions	1711±2mm×1000±2mm×35±1mm
Cable Cross Section Size	4mm ²
No. of cells	120(6×20)
Junction Box	IP68, 3 diodes
Connector	Genuine MC4-EVO2 QC 4.10-35/45
Cable Length (Including Connector)	Portrait:300mm(+)/400mm(-); Landscape:1000mm(+)/1000mm(-)
Country of Manufacturer	China/Vietnam

Remark: customized frame color and cable length available upon request

ELECTRICAL PARAMETERS AT STC

TYPE	JAM60S10 -330/MB/1500V	JAM60S10 -335/MB/1500V	JAM60S10 -340/MB/1500V	JAM60S10 -345/MB/1500V	JAM60S10 -350/MB/1500V
Rated Maximum Power(Pmax) [W]	330	335	340	345	350
Open Circuit Voltage(Voc) [V]	40.38	40.66	40.95	41.23	41.52
Maximum Power Voltage(Vmp) [V]	33.82	34.08	34.35	34.61	34.87
Short Circuit Current(Isc) [A]	10.27	10.34	10.41	10.48	10.55
Maximum Power Current(Imp) [A]	9.76	9.83	9.90	9.97	10.04
Module Efficiency [%]	19.3	19.6	19.9	20.2	20.5
Power Tolerance	0~+5W				
Temperature Coefficient of Isc(α _{Isc})	+0.044%/°C				
Temperature Coefficient of Voc(β _{Voc})	-0.272%/°C				
Temperature Coefficient of Pmax(γ _{Pmp})	-0.354%/°C				
STC	Irradiance 1000W/m ² , cell temperature 25°C, AM1.5G				

Remark: Electrical data in this catalog do not refer to a single module and they are not part of the offer.They only serve for comparison among different module types.
Measurement tolerance at STC: Pmax ±3 %, Voc ±2% and Isc ±4%.

ELECTRICAL CHARACTERISTICS WITH DIFFERENT REAR SIDE POWER GAIN(REFERENCE TO 340W FRONT)

	5%	10%	15%	20%	25%
Backside Power Gain	5%	10%	15%	20%	25%
Rated Max Power(Pmax) [W]	357	374	391	408	425
Open Circuit Voltage(Voc) [V]	40.95	40.95	40.95	41.05	41.05
Max Power Voltage(Vmp) [V]	34.35	34.35	34.35	34.45	34.45
Short Circuit Current(Isc) [A]	10.93	11.45	11.97	12.49	13.01
Max Power Current(Imp) [A]	10.39	10.89	11.38	11.84	12.34

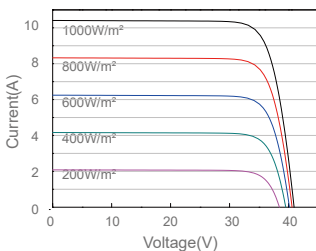
OPERATING CONDITIONS

Maximum System Voltage	1500V DC(IEC)
Operating Temperature	-40°C~+85°C
Maximum Series Fuse	20A
Maximum Static Load,Front Maximum Static Load,Back	3600Pa, 1.5 1600Pa, 1.5
NOCT	45±2°C
Bifaciality*	70%±5%

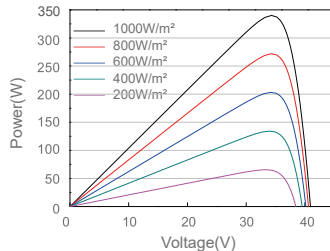
*Bifaciality=Pmax,rear/Rated Pmax,front

CHARACTERISTICS

Current-Voltage Curve JAM60S10-340/MB/1500V



Power-Voltage Curve JAM60S10-340/MB/1500V



Current-Voltage Curve JAM60S10-340/MB/1500V

