



## 350W Half-Cell Module

JAP72S10 330-350/SC/1500V Series

### Introduction

The modules assembled with half cells not only generate more power output, but also perform better during daily operation as a result of lower temperature coefficient of power, along with reduced shading effect on the energy generation, lower risk of hot spot, and enhanced tolerance for mechanical loading.



Higher output power



Lower temperature coefficient



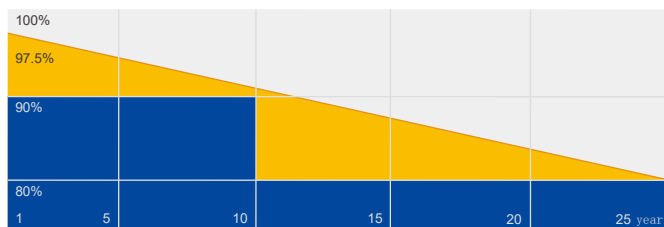
Less shading effect



Better mechanical loading tolerance

### Superior Warranty

- 12-year product warranty
- 25-year linear power output warranty



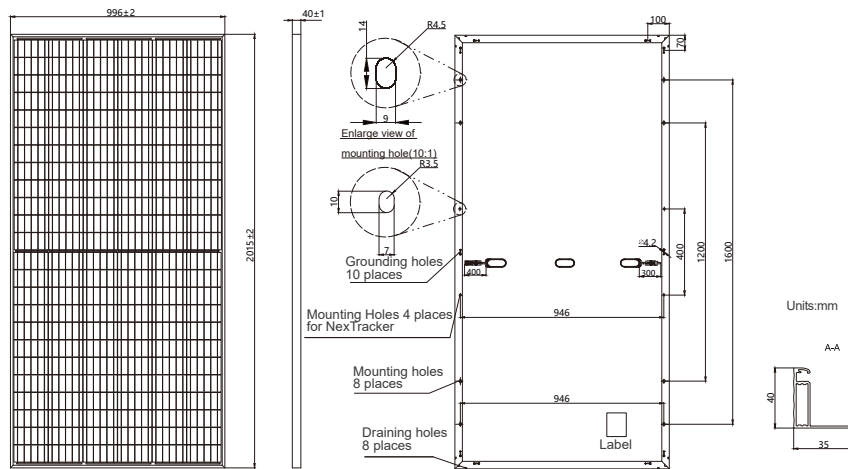
■ JA Linear Power Warranty ■ Industry Warranty

### Comprehensive Certificates

- IEC 61215, IEC 61730
- ISO 9001: 2015 Quality management systems
- ISO 14001: 2015 Environmental management systems
- OHSAS 18001: 2007 Occupational health and safety management systems



MECHANICAL DIAGRAMS



Remark: customized frame color and cable length available upon request

SPECIFICATIONS

Cell	Poly
Weight	22.7kg±3%
Dimensions	2015±2mm×996±2mm×40±1mm
Cable Cross Section Size	4mm <sup>2</sup>
No. of cells	144 (6×24)
Connector	Genuine MC4-EVO2 QC4.10-35/45
Country of Manufacturer	China/Vietnam

ELECTRICAL PARAMETERS AT STC

TYPE	JAP72S10 -330/SC/1500V	JAP72S10 -335/SC/1500V	JAP72S10 -340/SC/1500V	JAP72S10 -345/SC/1500V	JAP72S10 -350/SC/1500V
Rated Maximum Power(Pmax) [W]	330	335	340	345	350
Open Circuit Voltage(Voc) [V]	45.54	45.73	45.89	46.07	46.27
Maximum Power Voltage(Vmp) [V]	37.72	37.90	38.08	38.25	38.43
Short Circuit Current(Isc) [A]	9.26	9.35	9.43	9.50	9.58
Maximum Power Current(Imp) [A]	8.75	8.84	8.93	9.02	9.11
Module Efficiency [%]	16.4	16.7	16.9	17.2	17.4
Power Tolerance	0~+5W				
Temperature Coefficient of Isc(α <sub>Isc</sub> )	+0.054%/°C				
Temperature Coefficient of Voc(β <sub>Voc</sub> )	-0.300%/°C				
Temperature Coefficient of Pmax(γ <sub>Pmp</sub> )	-0.370%/°C				
STC	Irradiance 1000W/m <sup>2</sup> , cell temperature 25°C, AM1.5G				

Remark: Electrical data in this catalog do not refer to a single module and they are not part of the offer. They only serve for comparison among different module types.  
Measurement tolerance at STC: Pmax ±3%, Voc ±2% and Isc ±4%.  
\*For NexTracker installations static loading performance: front load measures 2400Pa, while back load measures 2400Pa.

ELECTRICAL PARAMETERS AT NOCT

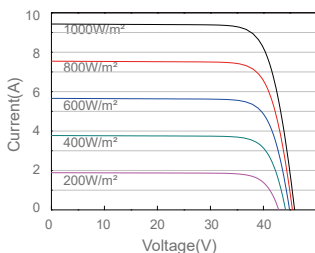
TYPE	JAP72S10 -330/SC/1500V	JAP72S10 -335/SC/1500V	JAP72S10 -340/SC/1500V	JAP72S10 -345/SC/1500V	JAP72S10 -350/SC/1500V
Rated Max Power(Pmax) [W]	244	248	252	256	260
Open Circuit Voltage(Voc) [V]	43.98	44.17	44.35	44.51	44.66
Max Power Voltage(Vmp) [V]	35.36	35.53	35.69	35.85	36.01
Short Circuit Current(Isc) [A]	7.35	7.43	7.51	7.59	7.67
Max Power Current(Imp) [A]	6.90	6.98	7.06	7.14	7.22
NOCT	Irradiance 800W/m <sup>2</sup> , ambient temperature 20°C, wind speed 1m/s, AM1.5G				

OPERATING CONDITIONS

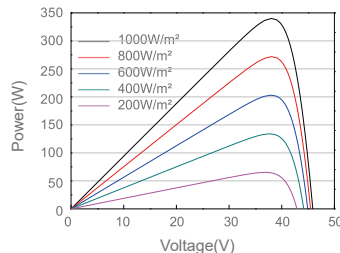
Maximum System Voltage	1500V DC(IEC)
Operating Temperature	-40°C~+85°C
Maximum Series Fuse	20A
Maximum Static Load,Front*	3600Pa, 1.5
Maximum Static Load,Back*	1600Pa, 1.5
NOCT	45±2°C
Application Class	Class A

CHARACTERISTICS

Current-Voltage Curve JAP72S10-340/SC/1500V



Power-Voltage Curve JAP72S10-340/SC/1500V



Current-Voltage Curve JAP72S10-340/SC/1500V

