

Mono

380W MBB Half-Cell Module JAM66S10 360-380/MR/1500V Series

Introduction

Assembled with multi-busbar PERC cells, the half-cell configuration of the modules offers the advantages of higher power output, better temperature-dependent performance, reduced shading effect on the energy generation, lower risk of hot spot, as well as enhanced tolerance for mechanical loading.



Higher output power



Lower LCOE



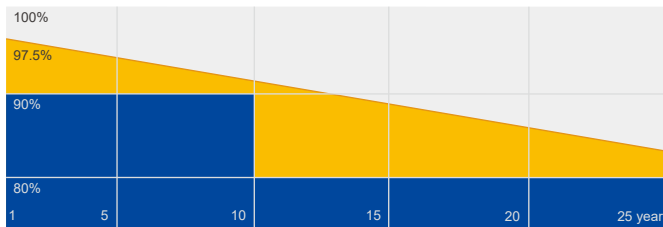
Less shading and lower resistive loss



Better mechanical loading tolerance

Superior Warranty

- 12-year product warranty
- 25-year linear power output warranty



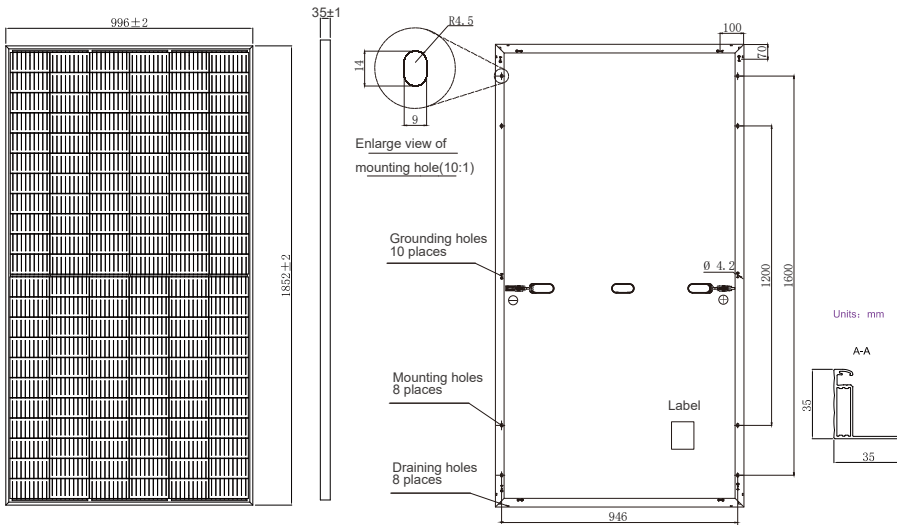
■ JA Linear Power Warranty ■ Industry Warranty

Comprehensive Certificates

- IEC 61215, IEC 61730
- ISO 9001: 2015 Quality management systems
- ISO 14001: 2015 Environmental management systems
- OHSAS 18001: 2007 Occupational health and safety management systems



MECHANICAL DIAGRAMS



Remark: customized frame color and cable length available upon request

SPECIFICATIONS

Cell	Mono
Weight	20.5kg±3%
Dimensions	1852±2mm×996±2mm×35±1mm
Cable Cross Section Size	4mm ²
No. of cells	132(6×22)
Cable Length (Including Connector)	Portrait:300mm(+)/400mm(-); Landscape:1000mm(+)/1000mm(-)
Connector	Genuine MC4-EVO2 QC4.10-35/45
Country of Manufacturer	China/Vietnam

ELECTRICAL PARAMETERS AT STC

TYPE	JAM66S10 -360/MR/1500V	JAM66S10 -365/MR/1500V	JAM66S10 -370/MR/1500V	JAM66S10 -375/MR/1500V	JAM66S10 -380/MR/1500V
Rated Maximum Power(Pmax) [W]	360	365	370	375	380
Open Circuit Voltage(Voc) [V]	45.26	45.53	45.80	46.08	46.35
Maximum Power Voltage(Vmp) [V]	36.93	37.21	37.49	37.77	38.08
Short Circuit Current(Isc) [A]	10.31	10.37	10.43	10.49	10.55
Maximum Power Current(Imp) [A]	9.75	9.81	9.87	9.93	9.98
Module Efficiency [%]	19.5	19.8	20.1	20.3	20.6
Power Tolerance	0~+5W				
Temperature Coefficient of Isc(α _{Isc})	+0.044%/°C				
Temperature Coefficient of Voc(β _{Voc})	-0.272%/°C				
Temperature Coefficient of Pmax(γ _{Pmp})	-0.350%/°C				
STC	Irradiance 1000W/m ² , cell temperature 25°C, AM1.5G				

Remark: Electrical data in this catalog do not refer to a single module and they are not part of the offer.They only serve for comparison among different module types.
Measurement tolerance at STC: Pmax ±3%, Voc ±2% and Isc ±4%.

ELECTRICAL PARAMETERS AT NOCT

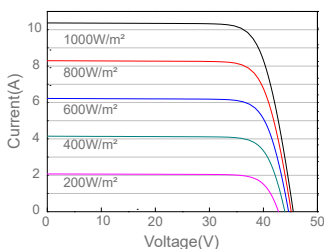
TYPE	JAM66S10 -360/MR/1500V	JAM66S10 -365/MR/1500V	JAM66S10 -370/MR/1500V	JAM66S10 -375/MR/1500V	JAM66S10 -380/MR/1500V
Rated Max Power(Pmax) [W]	272	276	280	284	288
Open Circuit Voltage(Voc) [V]	42.32	42.58	42.83	43.11	43.40
Max Power Voltage(Vmp) [V]	34.61	34.86	35.09	35.32	35.56
Short Circuit Current(Isc) [A]	8.31	8.37	8.43	8.49	8.55
Max Power Current(Imp) [A]	7.86	7.92	7.98	8.04	8.10
NOCT	Irradiance 800W/m ² , ambient temperature 20°C, wind speed 1m/s, AM1.5G				

OPERATING CONDITIONS

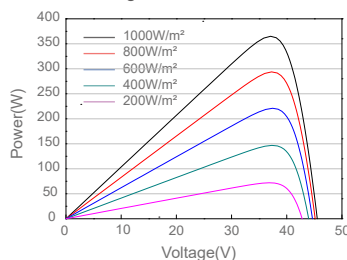
Maximum System Voltage	1500V DC(IEC)
Operating Temperature	-40°C~+85°C
Maximum Series Fuse	20A
Maximum Static Load,Front	3600Pa, 1.5
Maximum Static Load,Back	1600Pa, 1.5
NOCT	45±2°C
Application Class	Class A

CHARACTERISTICS

Current-Voltage Curve JAM66S10-365/MR/1500V



Power-Voltage Curve JAM66S10-365/MR/1500V



Current-Voltage Curve JAM66S10-365/MR/1500V

